

Table of Contents

Finding & Visiting a Detained Person in Colorado – [page 1](#)

Getting information on Court Dates, Bond Amounts and Consulates – [Page 2](#)

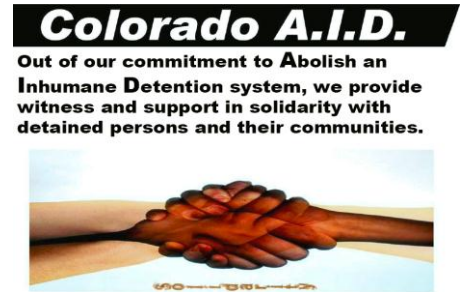
Bonding Someone Out of Immigration Detention: Responsibilities and Procedures - Page 3 & 4

How to Obtain a Bond Refund after the case is closed – [Page 5](#)

Bailing Someone Out of Immigration Detention: Responsibilities and Procedures – [Page 6 & 7](#)

Consulate Contact Information – [Pages 8 -10](#)

Facility Information: visiting hours, depositing money, etc – [Pages 11 to 13](#)



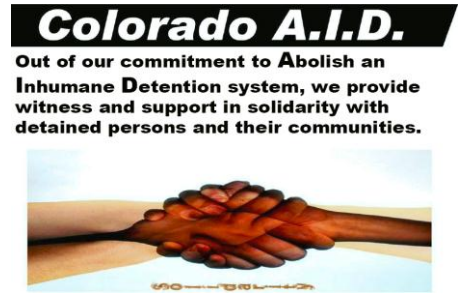
FINDING AND VISITING A DETAINED PERSON IN COLORADO

- 1) **Finding where someone is being held:** For the first 24 hours the person is not in the system. This is frustrating, but normal. Once they have been detained for 24 hours, you will need the person's full name, date of birth and country of origin. Make sure to get first, middle and all last names. To find out where a person is being detained go to: <https://locator.ice.gov/odls/homePage.do>

If the person has two last names enter them with a hyphen in the middle e.g. Cardenas-Gonzalez. If that doesn't work, you should also try them reversed and each alone.

The person could be held at GEO, a for-profit immigration detention center in Aurora, or at one of several county jails across Colorado. Immigration and Customs Enforcement (ICE) contracts directly with these facilities to detain people. Over the course of the person's case, they can be moved between facilities. Again, each time they are moved it will take up to 24 hours for information on their location to be on the website.

- 2) **Visiting**
 - a. **At GEO:** *CAUTION: the guards ask about immigration status. It is not recommended that undocumented people visit as you could also be detained.*
 - i. Make sure you have the person's date of birth and full name. If you have their A number, bring that as well.
 - ii. Leave everything in your car! The only allowable items to take in are:
 - Car keys
 - State issued id (required)
 - Pen and paper
 - b. **At other facilities:** [See Facilities on page 11](#)
- 3) **If you visit on behalf of someone, call the referring person who contacted you back.** Deliver any messages the detained person has for them. Gather new questions, letter, etc to take back with you on your next visit.



COURT DATES, BOND AMOUNTS AND CONSULATES

- 1) **To find out upcoming court dates**, call 1-800-898-7180 and then entering the person's A Number. Immigration issues anyone in deportation proceedings an A Number. The A stands for 'alien'.
- 2) **To find out someone's bond amount**: Call (720) 873-2899 to find out the person's immigration bond. You need their A number for this. (For more info on bonds and bail [see below](#))
- 3) **Contact the person's consulate**: Sometimes this can be a total waste of time, but sometimes they can be helpful. In any case your consulate should know what is happening. [See page 8 for Consulate info.](#)



BAILING OR BONDING SOMEONE OUT

IMMIGRATION BOND

If the family has the full bond amount: The person posting bond has to be lawfully present in the U.S. (If they can't pay it all [see Immigration Bail on page 4](#)).

- They will need to put the whole amount in a cashier's check or money order with the detained person's A number on it.
- The money order or check should be made out to the Department of Homeland Security (DO NOT ABBREVIATE).
- **They can only post bond at [12445 E. Caley Ave., Centennial, CO](#).**
- Immigration will give you a form, or receipt, called an I-305. **You need this form to [get your money back](#).** Make sure to put it somewhere safe.

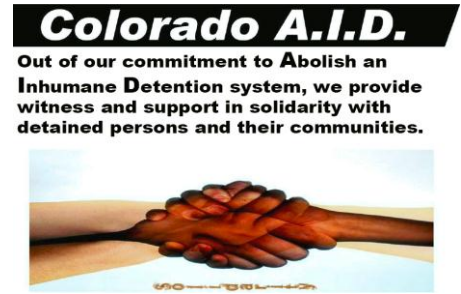
What if they have the full amount but no one in the family has legal status? How does posting bond on behalf of the family work?

CAUTION!!! Sometimes people will ask you if they can wire you money for a full bond amount and ask you to post bond. This is a long term commitment and should NOT be taken on by a volunteer. This responsibility should be taken on by someone the family trusts and is very connected to.

What are the responsibilities of posting bond?

Whoever posts the full bond amount is responsible for filing the paperwork and hopefully returning the money to the family.

- Each time the person moves they MUST notify Immigration and Customs Enforcement. Otherwise the needed paperwork for a refund will not arrive.
- When someone, we'll say Flor, posts bond with a family's money, Flor is the one who will receive all the paperwork and be refunded the money. It needs to be someone the family trusts. This means when the person finally finishes all their court dates (sometime years later) the family needs to still be in touch with Flor since she posted bond. Flor is responsible for filing the paperwork to get the money back and for getting the money back to the family.



Example: Beto gives Flor \$5,000 to bond out his brother Pepe. Pepe finally receives status two years later. ICE may or may not notify Flor of this, so Flor needs to keep in touch with Beto every time her phone and address change. Flor also needs to tell Immigration & Customs Enforcement every time her address changes. Beto needs to contact Flor every time his phone and address change if he wants his money back. Flor has to file paperwork to get the bond money back and then wire it to back to Beto. Unless Beto signed a legal agreement with Flor, she doesn't have a legal obligation to give him his money back. This is why it's important the person be close to the family.



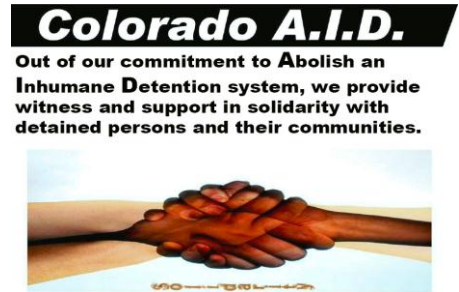
BOND REFUNDS

How to obtain a refund of a U.S. Immigration Bond after my case/my family's case has ended?

- If the person leaves through voluntary departure:
 - Make a copy of the voluntary departure paperwork.
 - **They must** get their paperwork signed at a US embassy in their home country before the date they needed to leave by. They should request a copy of the signed paperwork in case the embassy does not process the paperwork in a timely way.
- For voluntary departure, deportation orders or cases that end in relief:
 - When an immigration bond is cancelled, the Immigration and Customs Enforcement, Office of Enforcement and Removal Operations, notifies the Debt Management Center and the obligor (person who posted the bond) of the bond cancellation via a Notice – Immigration Bond Cancelled Form (I-391). It could be months before you receive this form. **This form is very important.** Make sure to put it somewhere safe.
 - Upon receipt of Form I-391, the obligor (person who posted the bond) must submit the I-391 form and the **original** – Receipt of DHS Official - US Cash Accepted as Security (Form I-305 – the form ICE gave you when you posted bond), to the following address:
 - Debt Management Center
 - Attention: Bond Unit
 - P.O. Box 5000
 - Williston, VT 05495-5000
 - **If the obligor (person who posted bond) does not have the original Form I-305** (the form ICE gave you when you posted bond), a completed and notarized Affidavit in Lieu of Lost Receipt of United States ICE for Collateral Accepted as Security Form (I-395) has to be submitted to the above address. This form is located via the internet at: <http://www.ice.gov/doclib/news/library/forms/pdf/i395.pdf>

Once the appropriate forms have been received and processed by the Debt Management Center, the obligor will receive a refund of the principal bond amount and any interest accrued during the life of the bond.

Thanks to the Catholic Legal Immigration Network, Inc for "How to obtain refund of a US Immigration Bond" <http://cliniclegal.org/>



IMMIGRATION BAIL

If they can't pay the whole bond they will need to post bail through a bail bondsman.

What information do I need to get an Immigration bail bond?

- Name of person being detained
- Person's Date of Birth
- Person's country of origin
- Person's A number
- The address and phone number where the detained person will be staying upon his/her release
- The name of the person requesting the immigration bail bond (This should NOT be you)
- Amount of the **Immigration Bond**

The bail bondsman will post bail for the person and they should be released within 24 hours. One bondsman the community has worked with is Jeff

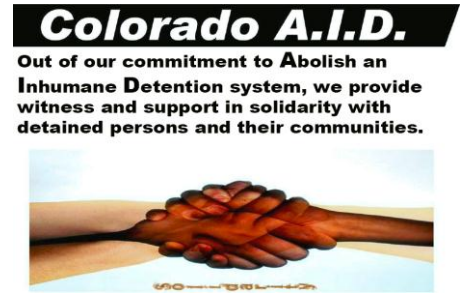
<http://bondsquadbailbonds.com/> 720-733-8844. They accept a combination of credit cards, cash and land/houses as collateral.

How much should the bail cost me and what do I need for collateral?

- The bail bondsman ***should not*** charge more than 15% of the bond as their commission or fee. For example, if the bond is \$5,000, the family should only pay \$750 up front.
- The family ***should not*** have to make any additional payments, but only provide collateral for the other \$4,250 (car titles, house title, credit cards, jewelry, etc). Some bail bondsmen do not accept anything that isn't land or a house as collateral.

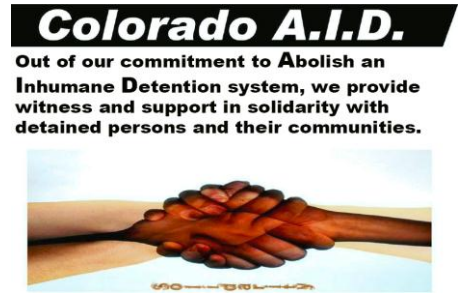
CAUTION: Read the bail contract carefully. You should NOT SIGN with a bondsman if the contract asks you to:

- Make monthly payments until you pay the full bond amount. You already put up collateral for the rest of the bond. You should not also be paying it back.
- Charges you interest in any form. Your only obligation should be to pay the 15% and put up collateral. You should not have to pay any interest. In fact when your case is over the bail bondsman will get back the bond amount plus interest and get to keep your 15%!



What are the risks of signing bail for someone else?

Whoever signs the bail is responsible to **pay the FULL bond amount or forfeit their collateral to the bail bondsman** if the person does not show up in court. If the person completes all their court dates then no more money is owed to the bondsman.



CONSULATES

[Consulado General De Mexico- more info »](#)

5350 Leetsdale Drive, Denver, CO - (303) 331-1110

SI ERES DETENIDO... Solicita **HABLAR CON TU CONSULADO** y comunícate al 303-331-1110 ext. 123.

[Consulate General of Britain- more info »](#)

1675 Broadway, Denver, CO - (303) 592-5200

[Consulate General of Denmark- more info »](#)

5353 West Dartmouth Avenue, Denver, CO - (303) 980-9100

[Consulate General of Thailand- more info »](#)

1123 Auraria Parkway, Denver, CO - (303) 892-0118

[Consulate General of France- more info »](#)

899 Logan Street, Denver, CO - (303) 862-3808

[Vice Consulate of Italy- more info »](#)

7325 South Jackson Street, Centennial, CO - (303) 224-9927

[Royal Norwegian Consulate- more info »](#)

1775 Sherman Street, Denver, CO - (303) 830-1970

[Consulate General-Royal Norwegian- more info »](#)

1700 Lincoln Street, Denver, CO - (303) 866-0543

[Consulate General of Sweden- more info »](#)

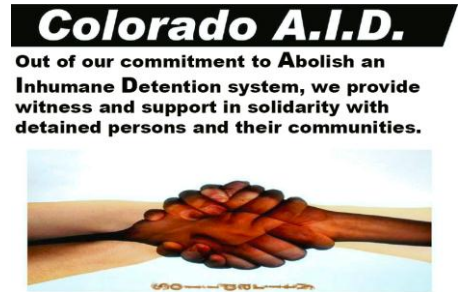
4242 East Amherst Avenue, Denver, CO - (303) 758-0999

[Consulate General of Sweden- more info »](#)

1720 South Bellaire Street, Denver, CO - (303) 758-0999

[Consulate General of Slovakia- more info »](#)

300 South Jackson Street, Denver, CO - (303) 692-8833



[Austrian Consulate- more info »](#)

621 17th Street, Denver, CO - (303) 292-9000

[Consulate General of Hungary- more info »](#)

1700 Broadway # 3100, Denver, CO - (303) 861-8013

[German Consul- more info »](#)

621 17th Street, Denver, CO - (303) 279-1551

[Consulate General of Korea- more info »](#)

1600 Broadway # 500, Denver, CO - (303) 830-0500

[Consulado De Costa Rica](#) 8.4 mi SE

3356 South Xenia Street, Denver, CO Embassy

[Consulate of Guatemala](#) 5.3 mi SE

1001 South Monaco Parkway #300, Denver, CO Embassy

[Consulate General of Australia](#) 11 mi SW

9200 West Cross Drive, Littleton, CO Embassy

[Consulate General of Canada](#) 0.3 mi S

1625 Broadway, Denver, CO Embassy

[Consulate General of Japan](#) 0.4 mi NW

1225 17th Street, Denver, CO Embassy

[Royal Norwegian Conculate](#) 0.3 mi SE

1775 Sherman Street, Denver, CO Embassy

[Consulate General of Peru](#) 5.3 mi SE

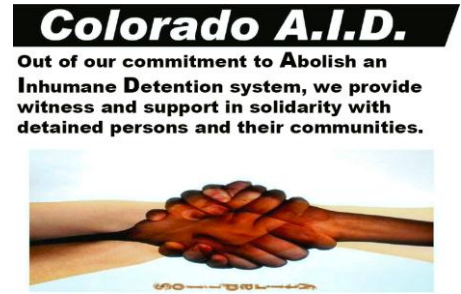
1001 South Monaco Parkway, Denver, CO Embassy

[Mongolian Honorary Consul- more info »](#)

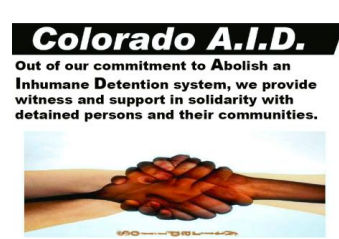
1700 Broadway # 1202, Denver, CO - (303) 832-6173

Mr. Steven H. Katich, Honorary Consul General, 151 South Rosemary Street, Denver, CO

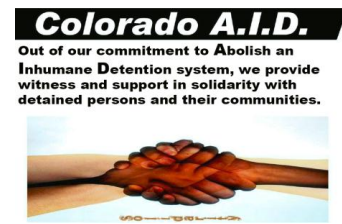
80230 Phone: (303) 898-2353 E-mail: stevenkatich@gmail.com



Consulate of the Republic of Poland in Colorado, Honorary Consul Tomasz Skotnicki
1916 Andrew Alden Street, Longmont, Colorado 80504
(303) 517-1278 Fax: (970) 785-2775 tskotnicki@aol.com



Detention Facility	GEO Immigrant Detention	El Paso County Jail	Teller County Jail	Eagle County Jail	Park County Jail
Phone Number	(303) 361-6612	719.390.2000	(719) 687-7770	970-328-8564	(719) 836-4373
Visitation Address	11901 East 30th Avenue	2727 East Las Vegas Street	288 County Road 29	885 Chambers Ave	1180 County Road 16, is North of the Phillips gas station, jail is on the left
Visit City	Aurora, CO	Colorado Springs	Divide, CO 80814	Eagle, CO	Fairplay
Visit zip Code	80010	80906			80440
Visitation	**Hours below apply to men only				
Monday	NONE				
Tuesday	A-L				
Wednesday	M-Z			12:00pm-4:30pm and 7:00pm -8:30pm	6:00-8:00pm
Thursday	A-L			12:00pm-4:30pm and 7:00pm -8:30pm	
Friday	M-Z			12:00pm-4:30pm	
Saturday	A-L			12:00pm-4:30pm	
Sunday	M-Z			12:00pm-4:30pm	10:00am-6:00pm
A-L	n/a	Odd Days			
M-Z	n/a	Even Days			
hours	3:30-5:30pm and 7:00-10:00pm	8:00 A.M. to 2:00 P.M. and 4:00 P.M. to 9:00 P.M.			
Other	**Women have visits Tues.-Sat 5:30pm-7:30pm regardless of last name				
Visitation Procedures					
Scheduled	No	Call 2 days in advance or more 719-390-2373		24 hours in advance the detainee has to let them know	
Dress Code	Modest, at discretion of officer	Modest, at discretion of officer			
ID requirements	valid verifiable photo identification card	Picture id with full name and DOB		If over 18 a government issued photo ID.	
Number of People	2 visitors (including children)	3 (including children)			
Length of time	20-30 minutes (based on Piper's experience. Listed as an hour)	30 minutes			
Number of visits/week		3			
Clergy Visits	Clergy may visit detainees at any time, but must make prior arrangements with the Program Coordinator (Wade Cassel wcassel@thegeogroup.com)	?			
Money Deposits					



Detention Facility	GEO Immigrant Detention	El Paso County Jail	Teller County Jail	Eagle County Jail	Park County Jail
hours to deposit	Monday through Friday from 1:30 p.m. to 2:30 p.m	business hours		Online at www.ezmoneyload.com . Select the Eagle County facility, select the inmate, and then use your credit or debit card to pay or call 1-888-497-2387.	Mailed or brought to jail
Cash	YES	NO		Lobby Kiosk: Cash. You may come to the jail at 885 Chambers Ave, in Eagle, and use cash at the kiosk in the lobby to put money on an inmate's books.	no
Check	YES (from a local, state, or federal agency made out to detainee)	NO		Lobby Kiosk: Credit/Debit Card. You may come to the jail at 885 Chambers Ave, in Eagle, and use a credit or debit card at the kiosk in the lobby to put money on an inmate's books.	no
Money order	YES (postal or western union)	YES			only
Cashier's Checks	YES	YES			no
Payments to	Detainee	Inmates Name/EPSO JAIL			no
Mail					
Receiving	The letter must have the person's A number, facility ID number (need to call to get this), the sender's name and address. All incoming mail will be opened and inspected for contraband. "The mail is not read, only inspected by the delivering officer"!	Inmate's Name, El Paso County Sheriff's Office, 2739 E. Las Vegas, Colorado Springs, CO 80906	[INMATE'S FULL NAME] [INMATE ID] Teller County Jail 288 County Road 29 Divide, CO 80814	Inmate's Full Name PO Box 359 Eagle, CO 81631	



Detention Facility	GEO Immigrant Detention	El Paso County Jail	Teller County Jail	Eagle County Jail	Park County Jail
Sending	if the person has no \$, facility will pay for 5 pieces of special correspondence and 3 pieces of general correspondence. Has to have detainee name, A number and GEO address on the return portion of the mail.				PO Box 965 Fairplay, CO 80440 (Only letters or Money orders)
Packages	Only what is necessary for travel (40 lbs of luggage if they have no other property). The person has to send in a kite (request) asking permission to receive something and permission must be granted before you drop it off. Drop off is on Wednesday 5:30 -7:00pm or Sat 7:00am and 1:30pm				None
Bond					